



# **DART Police Quarterly Update**

**Committee of the Whole  
Operations Subcommittee**

August 26, 2025

Charles M. Cato  
Chief of Police and Emergency Management



# Overview

- **This Briefing will include:**
  - **Security Measures Update**
  - **Department Statistics**
  - **Hiring and Recruiting**

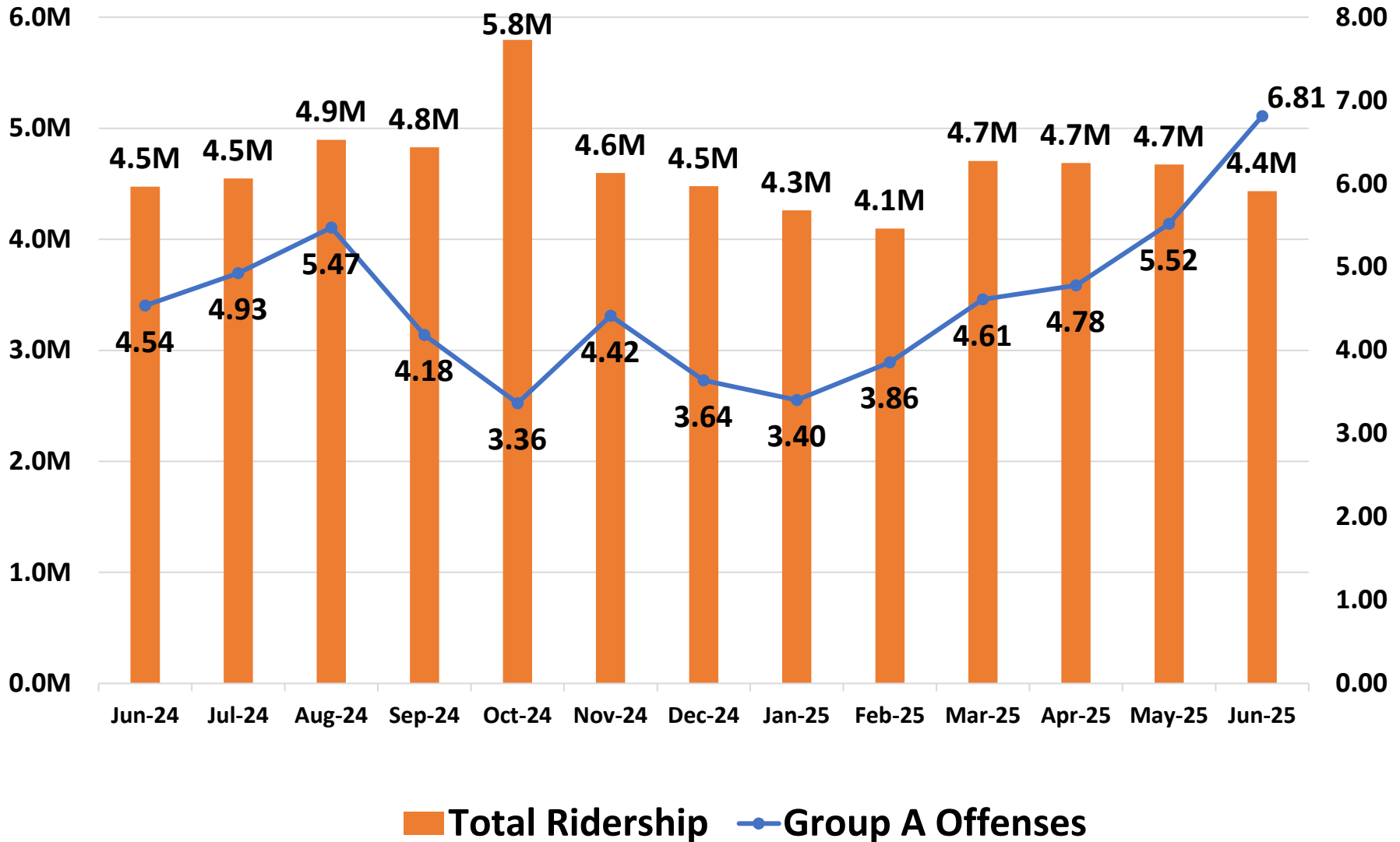
# Security Measures Update

- **Transit Security Officers (TSO)**
- **Multi-Disciplinary Response Team (MDRT)**
- **Field Operations Initiatives**



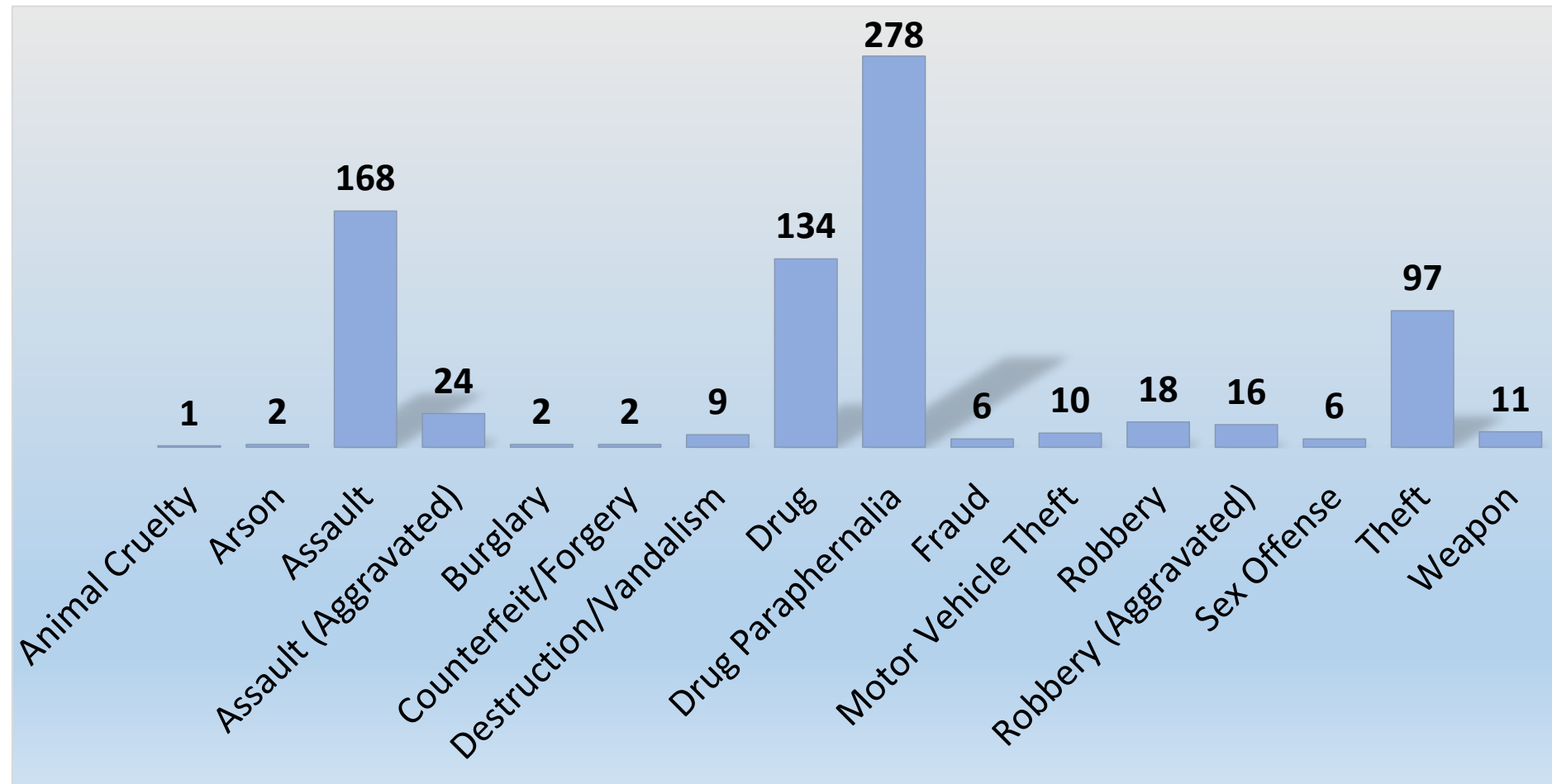
# **Department Statistics**

# Group A Offenses Per 100,000 Riders

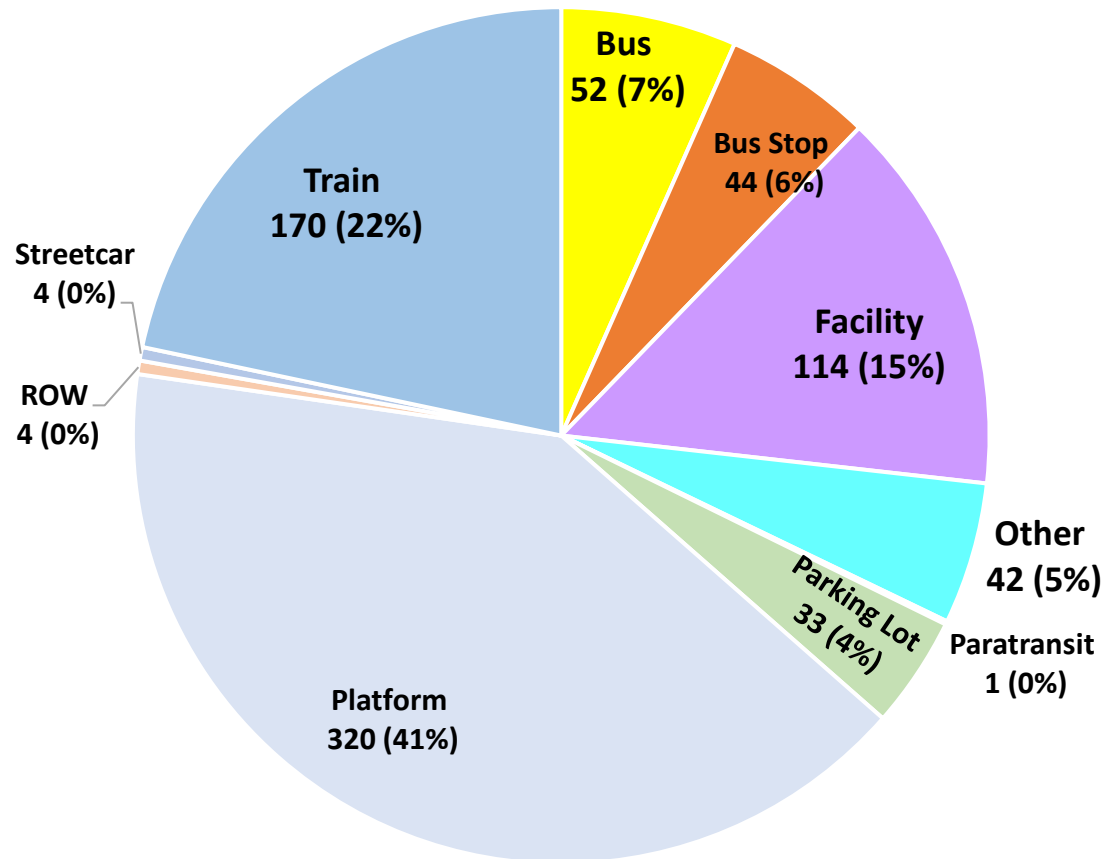


# Breakdown of Group A Offenses

## 3rd Qtr FY25



# Location Type for Group A Offenses 3rd Qtr FY25



# FY22-FY25 Group A Offense Comparison

Group A Offenses	FY25	% Diff	FY24	% Diff	FY23	% Diff	FY22
Animal Cruelty	1	100%	0	0%	0	0%	0
Arson	2	100%	0	-100%	2	0%	2
Assault Offenses	193	-10%	214	-9%	235	47%	160
Bribery	0	0%	0	-100%	1	100%	0
Burglary/Breaking & Entering	2	-33%	3	100%	0	0%	0
Counterfeiting/Forgery	2	100%	0	-100%	2	100%	0
Destruction/Damage/Vandalism	9	29%	7	-89%	65	2%	64
Drug/Narcotic Offenses	412	177%	149	198%	50	79%	28
Fraud Offenses	6	100%	0	-100%	1	-50%	2
Homicide Offenses	0	0%	0	-100%	1	-67%	3
Human Trafficking	0	0%	0	0%	0	0%	0
Larceny/Theft Offenses	97	-7%	104	14%	91	10%	83
Motor Vehicle Theft	10	-17%	12	-54%	26	225%	8
Robbery	34	-24%	45	2%	44	26%	35
Sex Offenses	6	100%	3	0%	3	0%	3
Stolen Property Offenses	0	0%	0	-100%	1	100%	0
Weapon Law Violations	10	25%	8	60%	5	-44%	9
<b>TOTAL</b>	784	44%	545	3%	527	33%	397

# Group A Offenses

## 3rd Qtr FY25

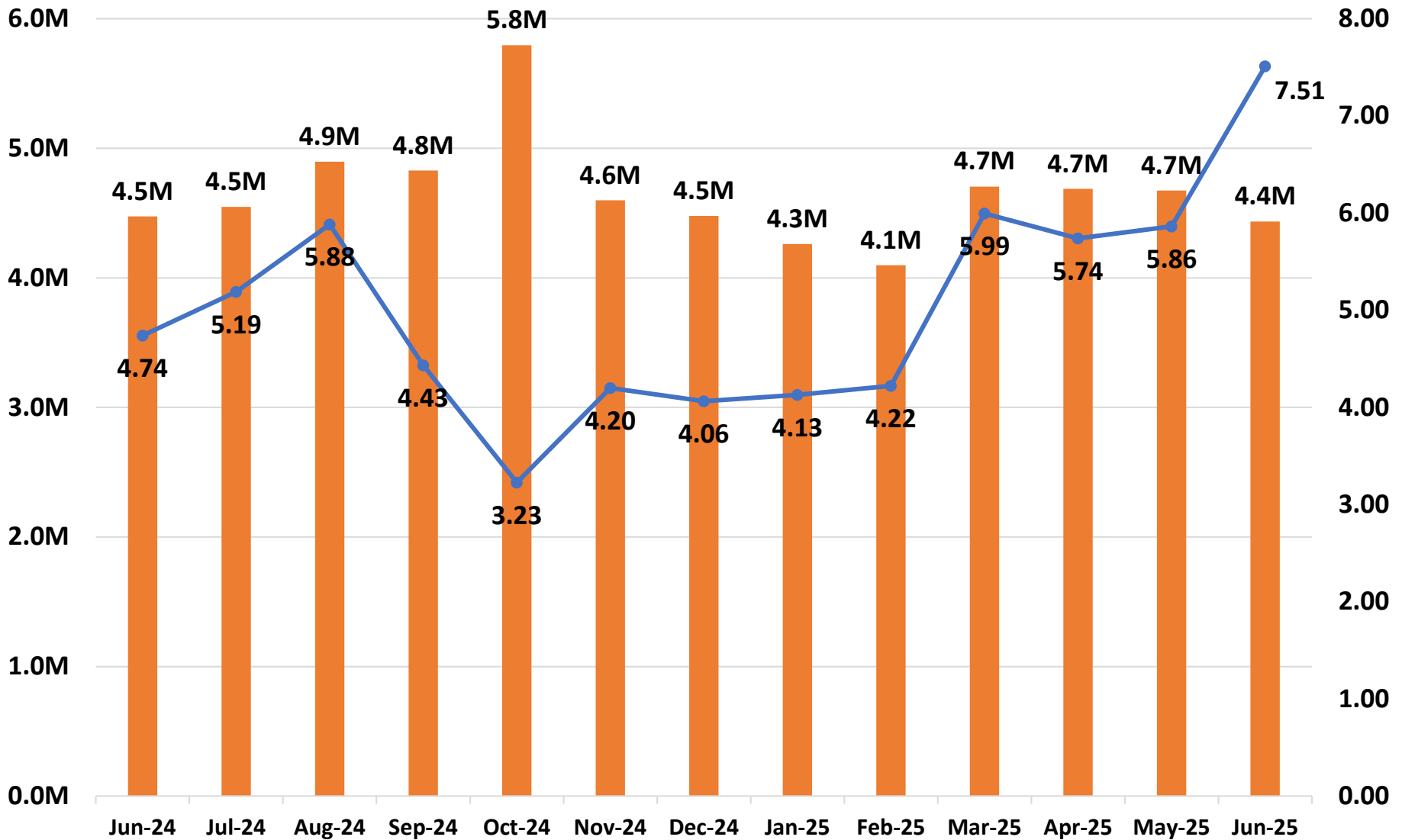
Group A Offenses	FY25	% Diff	FY24
TOTAL	784	43.85%	545

Group A Offenses (w/o Drugs)	FY25	% Diff	FY24
TOTAL	372	-6.06%	396

# Employee Assaults by Occupation CYTD

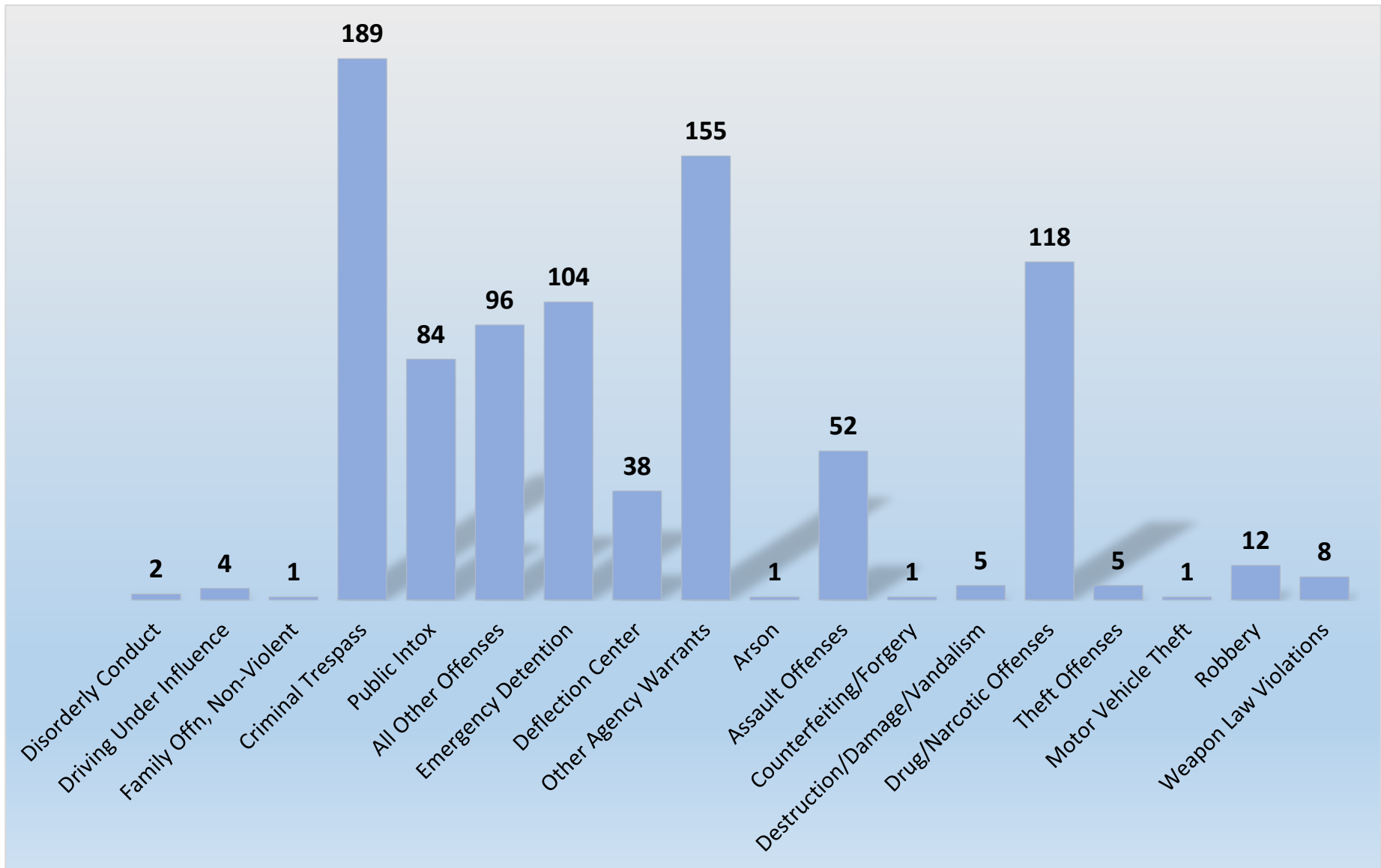
Occupation	Assault	Assault (Agg)	Sex Offn	Grand Total	% of Total
TSO/Security	22	3		25	27%
Bus Operator	19	4	1	24	26%
Officer	19	1		20	22%
FEO	6	1		7	8%
Paratransit Operator	6			6	6%
Train Operator	4			4	4%
Station Concierge	2			2	2%
Cleaning Crew	2			2	2%
Warehouse Driver	1			1	1%
GoLink Driver	1			1	1%
Employee	1			1	1%
<b>Grand Total</b>	<b>83</b>	<b>9</b>	<b>1</b>	<b>93</b>	

# Arrests Per 100,000 Riders



# Breakdown of Arrests by Offense

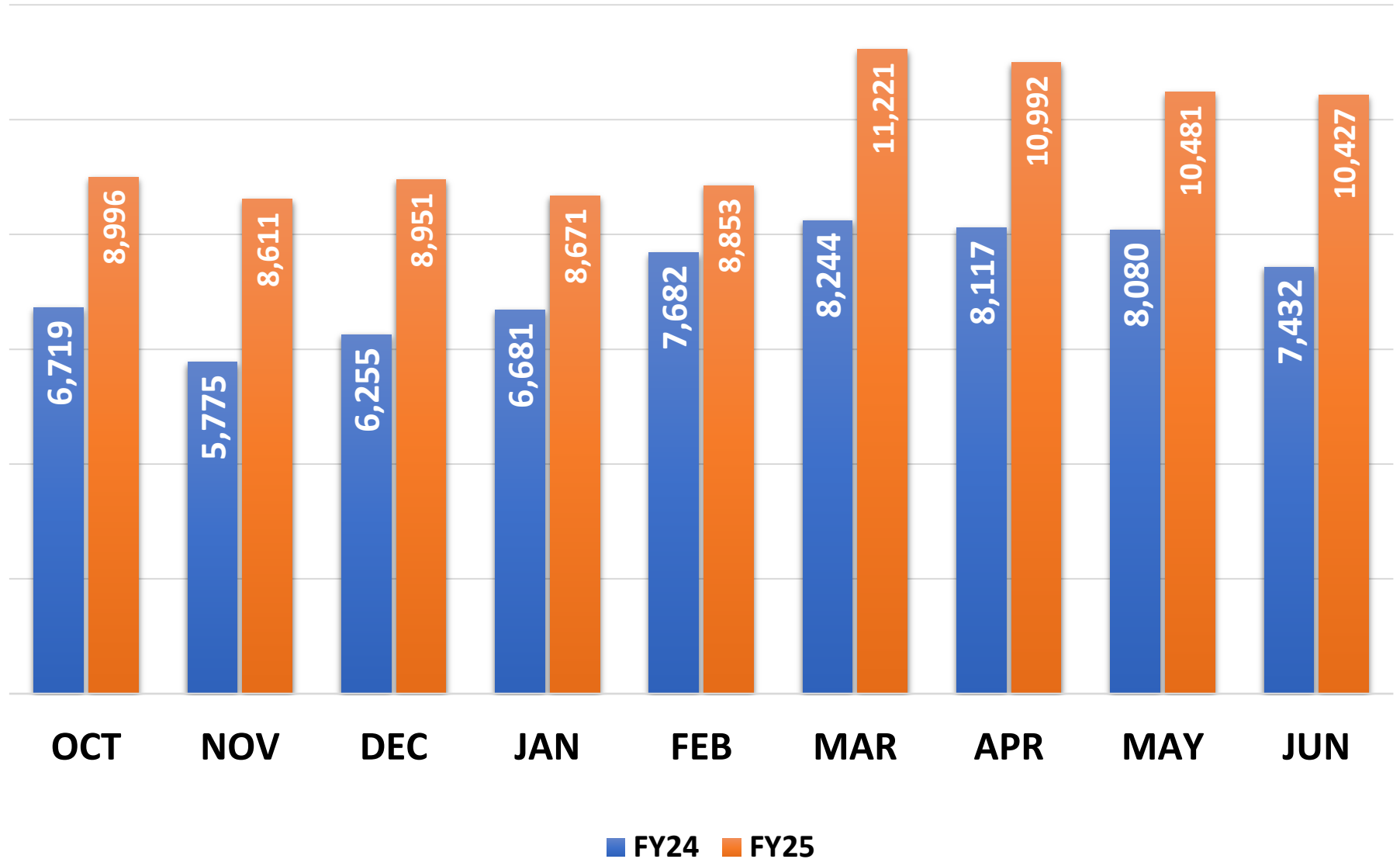
## 3rd Qtr FY25



# Response Times- Priority 1 Calls

Average System-Wide Priority 1 Response Time	FY 24 Total Calls	FY 25 Total Calls	Call Difference	FY 24 Average Time	FY 25 Average Time	Time Difference
1 <sup>st</sup> Quarter (Oct - Dec 2024)	775	414	361 ↓	4:27 m:ss	5:44 m:ss	1:17 ↑ m:ss
2 <sup>nd</sup> Quarter (Jan – Mar 2025)	1055	165	887 ↓	3:14 m:ss	4:32 m:ss	1:18 ↑ m:ss
3 <sup>rd</sup> Quarter (Apr – Jun 2025)	1461	91	1370 ↓	3:38 m:ss	5:53 m:ss	2:15 ↑ m:ss
4 <sup>th</sup> Quarter (Jul – Sep 2025)				m:ss	m:ss	m:ss

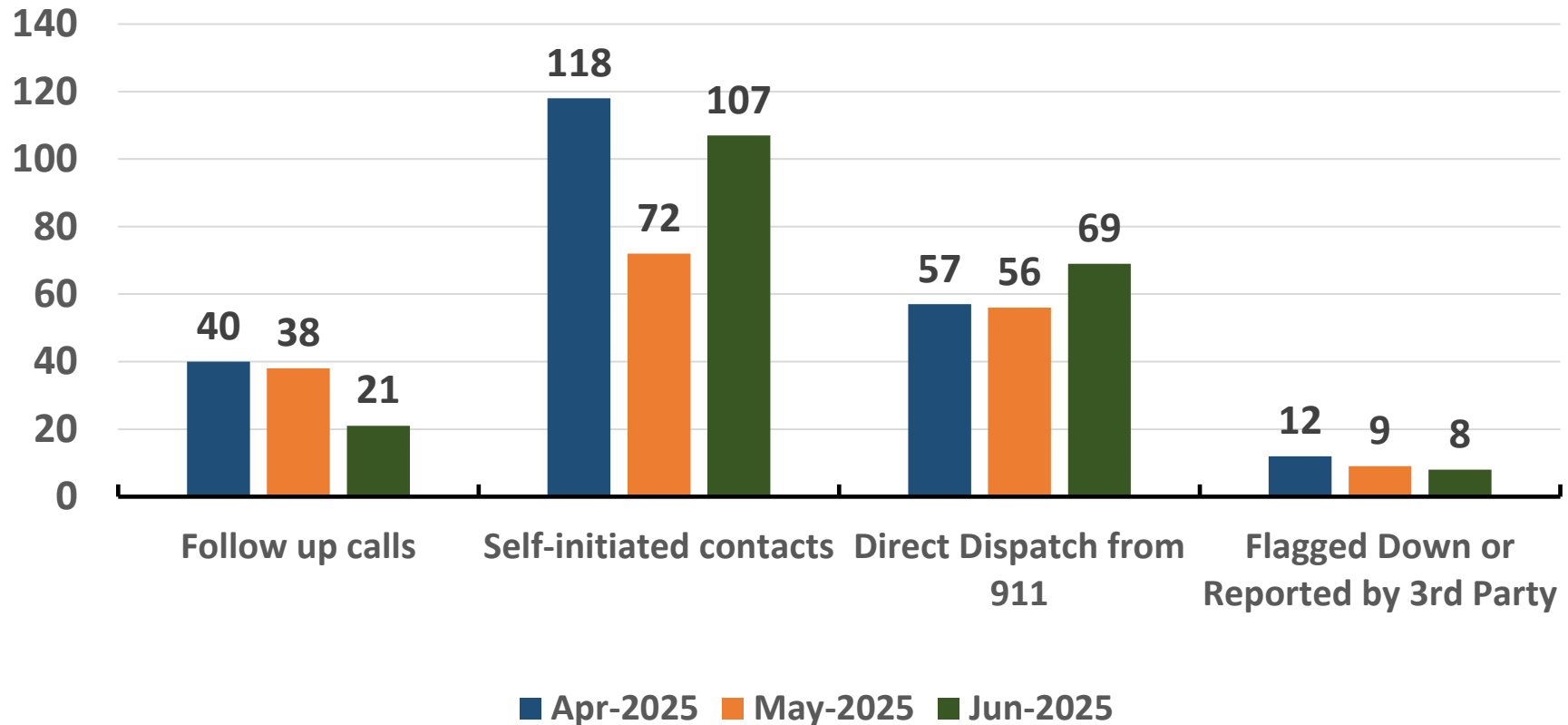
# TOTAL CALLS FOR SERVICE YTD FY25 VS. FY24



# Removals

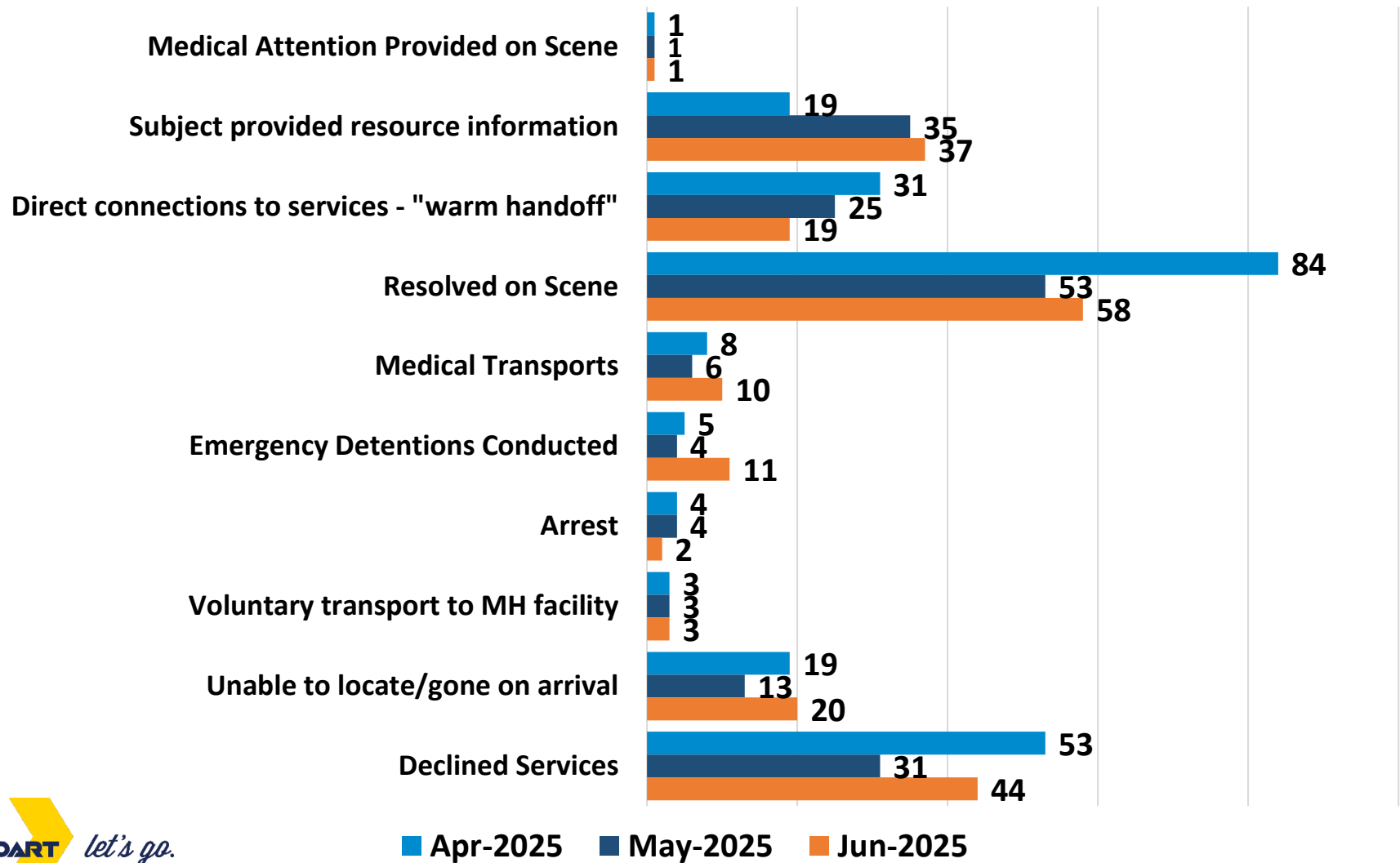
DATE:	January – March 2025 Totals		
Removals	Train	Bus	Platform
No Fare	9,356	122	0
Invalid Fare	1,478	34	0
DART Code of Conduct	5,786	1,310	8,111
Total	16,620	1,466	8,111
Grand Total	26,197		
DATE:	April - June 2025 Totals		
Removals	Train	Bus	Platform
No Fare	10,671	55	0
Invalid Fare	1,304	38	0
DART Code of Conduct	5,454	1,537	9,585
Total	17,429	1,630	9,585
Grand Total	28,644		

## 3rd Quarter FY 2025 - MDRT Contacts - 607 April - June 2025



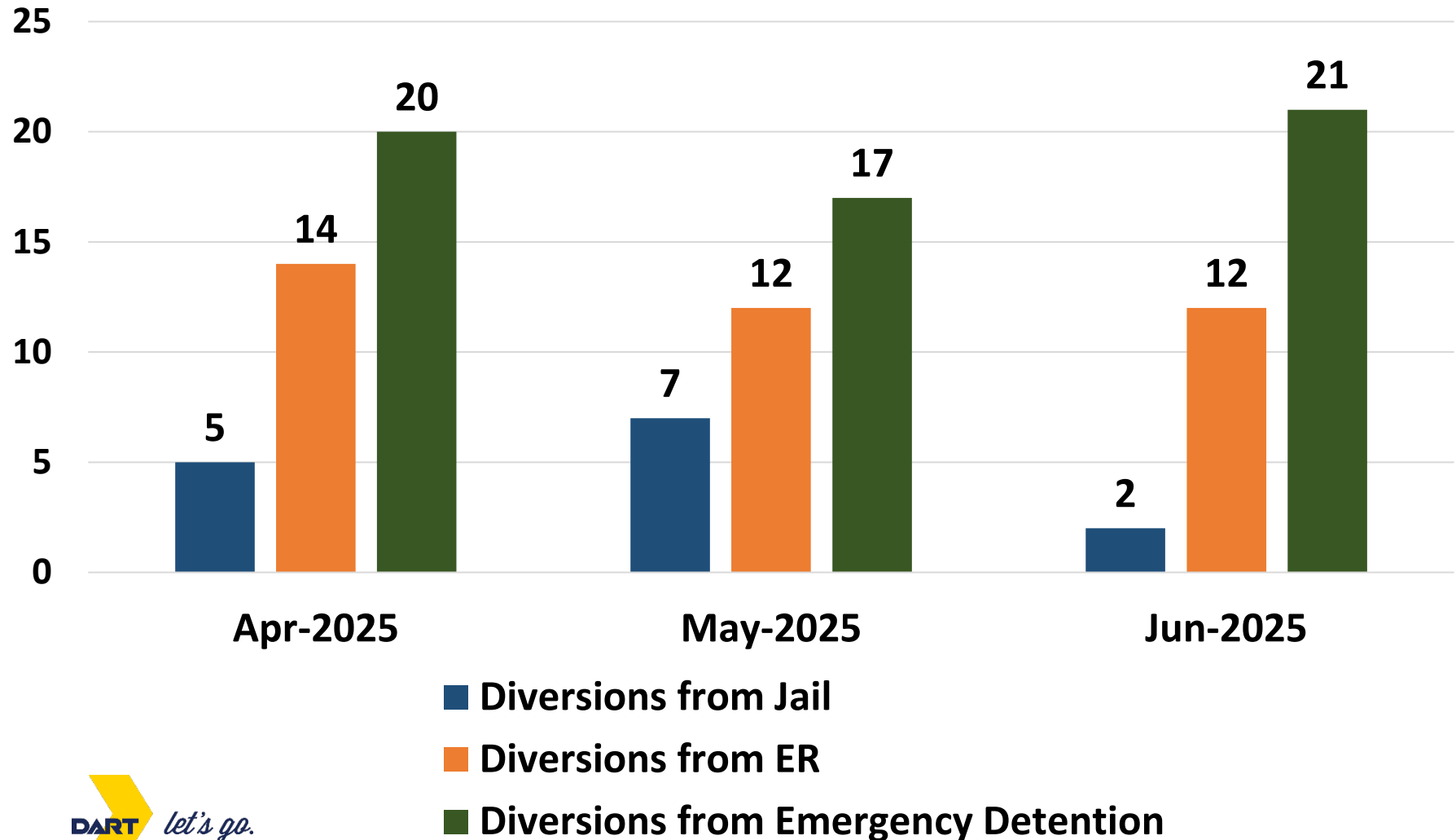
# 3rd Qtr FY 2025 - MDRT Outcomes - 607

## April – June 2025



# 3rd Qtr FY 2025 - MDRT Diversions

## April – June 2025



# EMERGENCY DETENTIONS

EMERGENCY DETENTIONS WITHOUT MDRT COUNT					MDRT EMERGENCY DETENTIONS	
Month	2024	2025	# Diff	% Diff	2024	2025
Apr	15	9	-6	-40%	5	2
May	28	12	-16	-57%	2	0
June	12	11	-1	-8%	1	2
Grand Total	55	32	-23	-42%	8	4

# CRIMINAL TRESPASS ARRESTS

Month	2024	2025	# Diff	% Diff
Apr	46	61	15	33%
May	44	75	31	70%
Jun	37	71	34	92%
Grand Total	127	207	80	63%

- ❖ MDRT made one criminal trespass arrest in the 3rd Quarter of 2024 and none in the 3rd Quarter of 2025 (included in the totals).

# TOTAL REPEAT CLIENT CONTACTS

## April – June 2025

### 79

- Of the **607** total client contacts, **79 (13%)** were contacted more than once.
- ❖ *The number of total repeat client contacts may be higher. Some clients refused to provide their names or provided a fictitious name.*

# SUBJECTS IDENTIFIED AS LIVING UNSHELTERED

**April – June 2025**

**441**

- Of the **607** total client contacts, **441 (73%)** were identified as unsheltered.

# CONTACT TIMES

## April – June 2025

Total time spent on 607 contacts

✓ 466 hours 44 minutes

Average time on 607 contacts

✓ 2:18 minutes and seconds

Average number of contacts per day

✓ 9

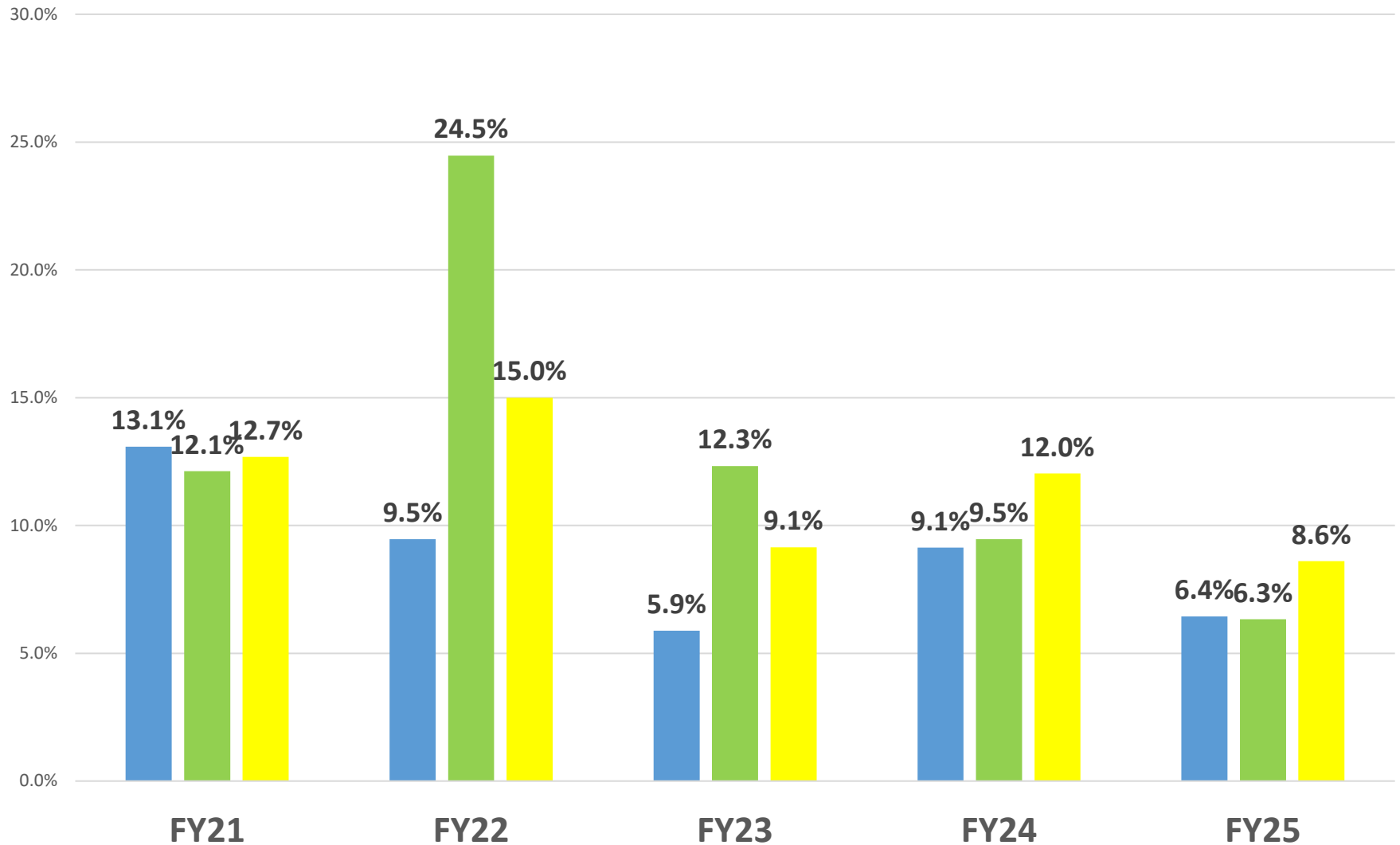


# **Hiring and Recruiting**

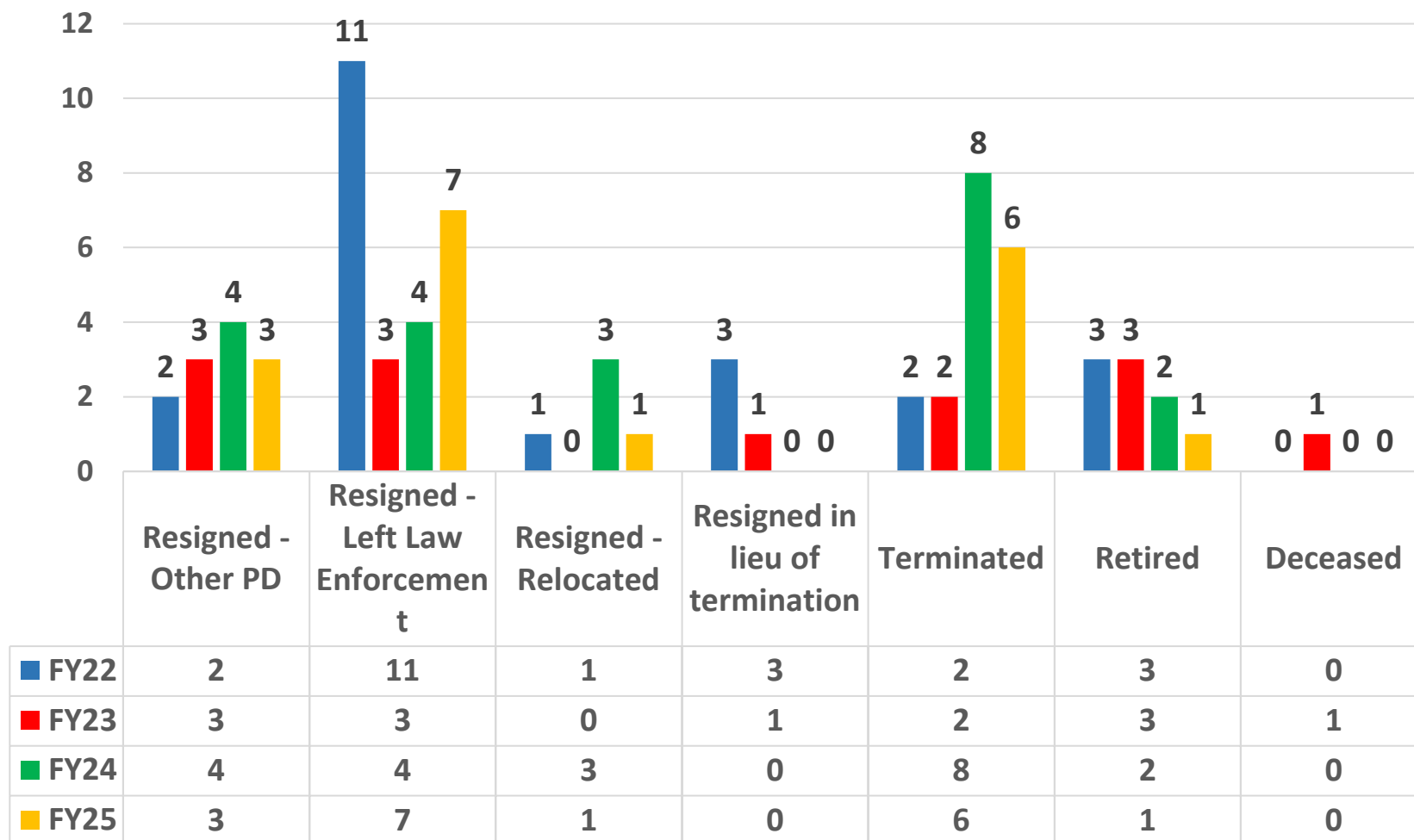
# FY 2025 Hiring Update

Position	# Vacancies	# Hired FY25
Police Officers	16 – Officers (2 offers pending)	24
Fare Enforcement Officers	2 – FEOs (2 offers pending)	15
Telecommunicators	4 – Telecommunicators	2
Other Civilians	1 – Evidence Custodian 1 – Police Specialist - Case Filer 2 – Police Representatives 1 – Police Coordinator	2
<b>TOTAL</b>	<b>27</b>	<b>43</b>

# Turnover Rate



# Departures by Reason by FY FY22-FY25



# Current Vacancies by Duration as of 6/30/2025

POSITION	0-3 months	4-6 months	7-12 months	13-18 months	19+ months	TOTAL
Officer	6	7	3			16
Fare Enforcement Officer	2					2
Telecommunicator	1	3				4
Evidence Custodian			1			1
Police Specialist – Case Filer		1				1
Police Representative	2					2
Police Coordinator	1					1
<b>TOTAL</b>	<b>12</b>	<b>11</b>	<b>4</b>			<b>27</b>

# Police Officer Hiring Status

Applicant progression through hiring process steps	FY25
# applications received	1,526
# applicants who registered for the entrance exam	495
# applicants who attended the entrance exam	298
# applicants who passed the entrance exam	96
# applicants who were hired	24

FY	# Hired
2021	10
2022	17
2023	21
2024	22
2025	24

# Recruiting Efforts (FY25)

- Advertising
- Job postings
- Recruiting events
- Recruiting materials
- Signing bonus
- Referral bonus

A yellow and white bus with the number 41041 is parked on a city street. The bus has a large advertisement on its side featuring a woman's face and the text "31-3025 8-8 88-100". The background shows several tall, modern buildings with glass facades under a blue sky with clouds. A semi-transparent orange rectangle is overlaid on the image, containing the text "Thank You".

**Thank You**