



DART Police Quarterly Update

Committee of the Whole
Customer Service, Safety & Mobility Item

September 12, 2023

Charles M. Cato
Chief of Police and Emergency Management



Overview

- **This Briefing will include:**
 - Security Measures Update
 - Department Statistics
 - Hiring and Recruiting

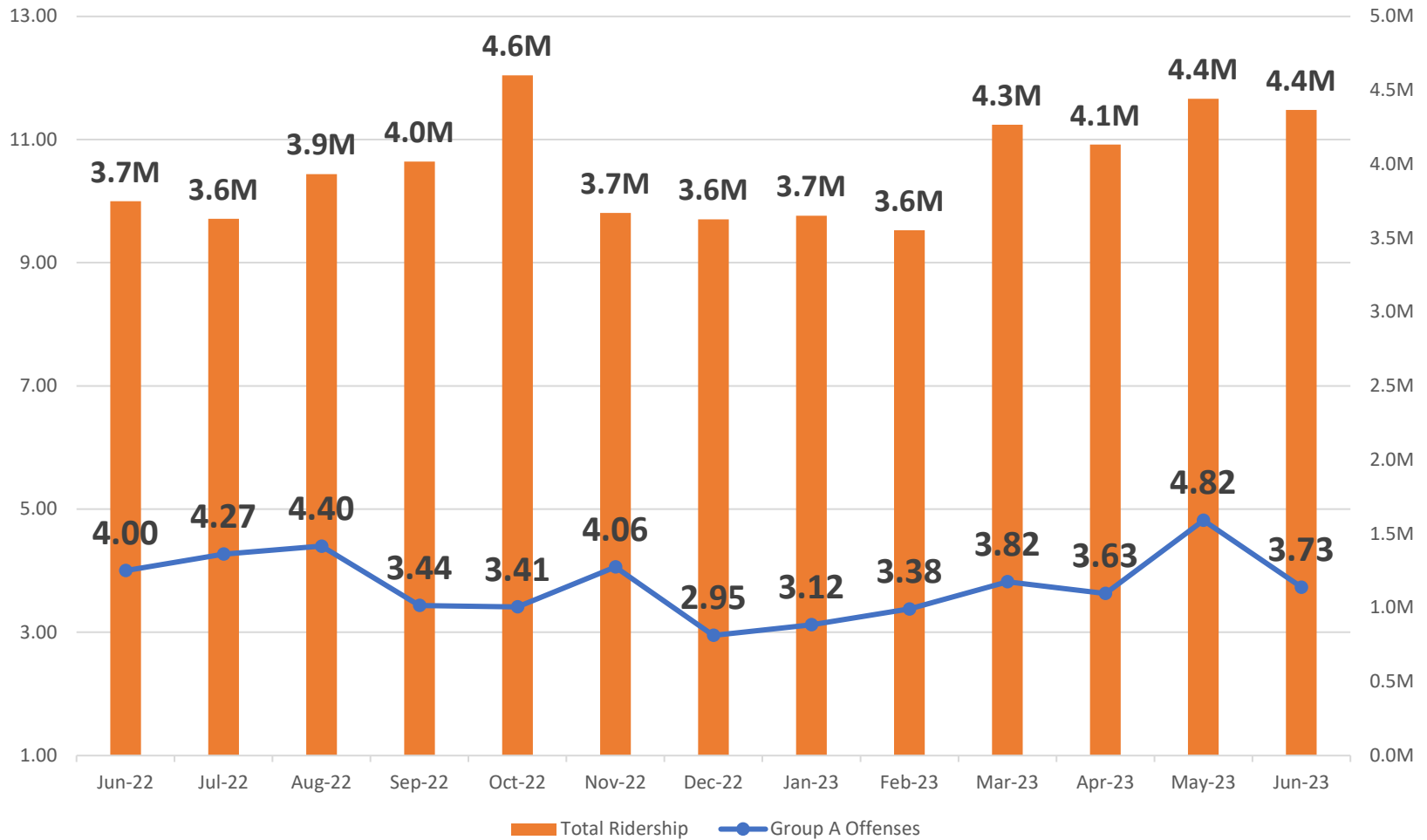
Security Measures Update

- Transit Security Officers (TSO)
- Multi-Disciplinary Response Team (MDRT)
- Field Operations Initiatives
- Contract Modification for Armed Security Guard Services
- Security Enhancements
- CCTV

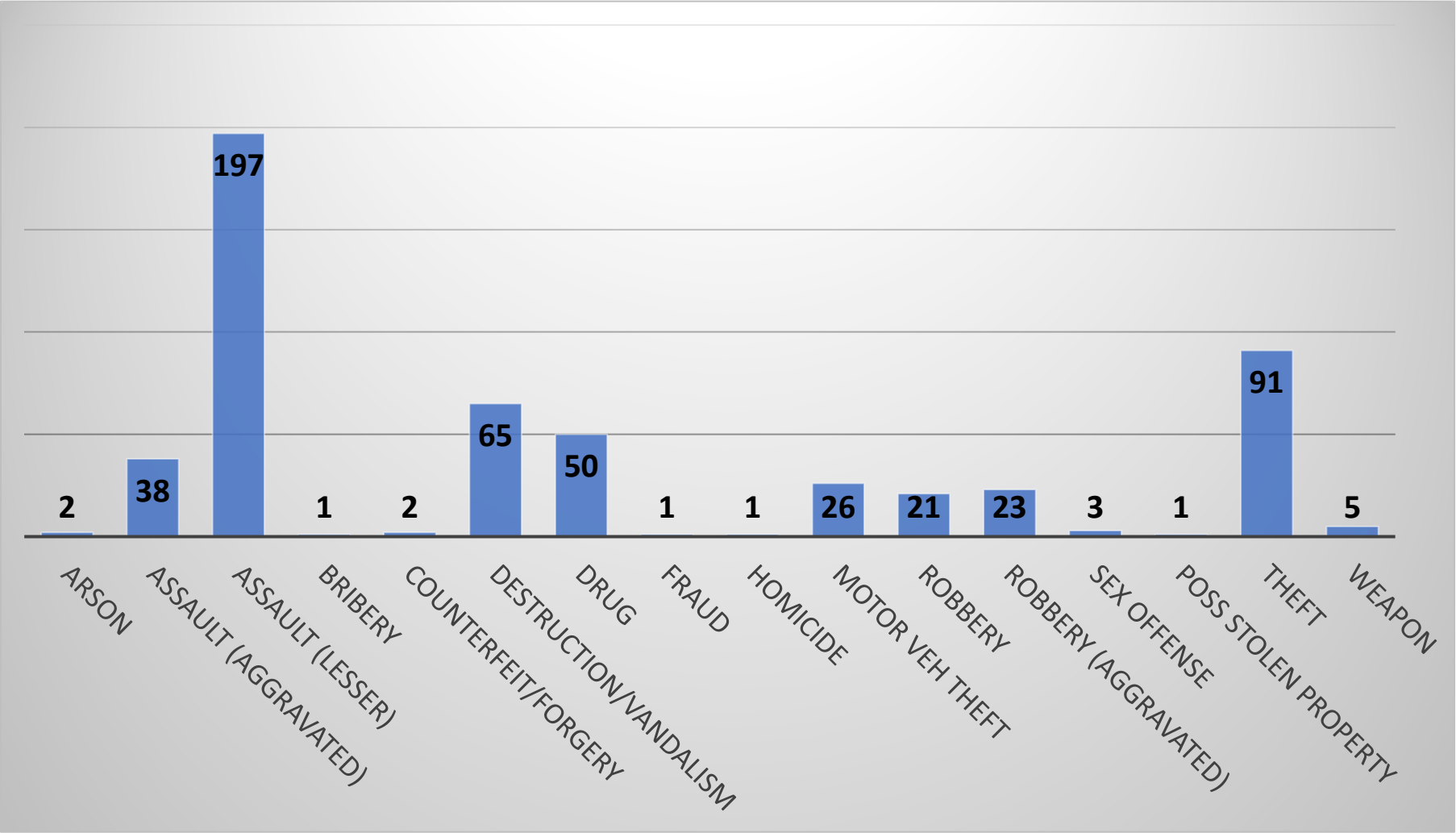


Department Statistics

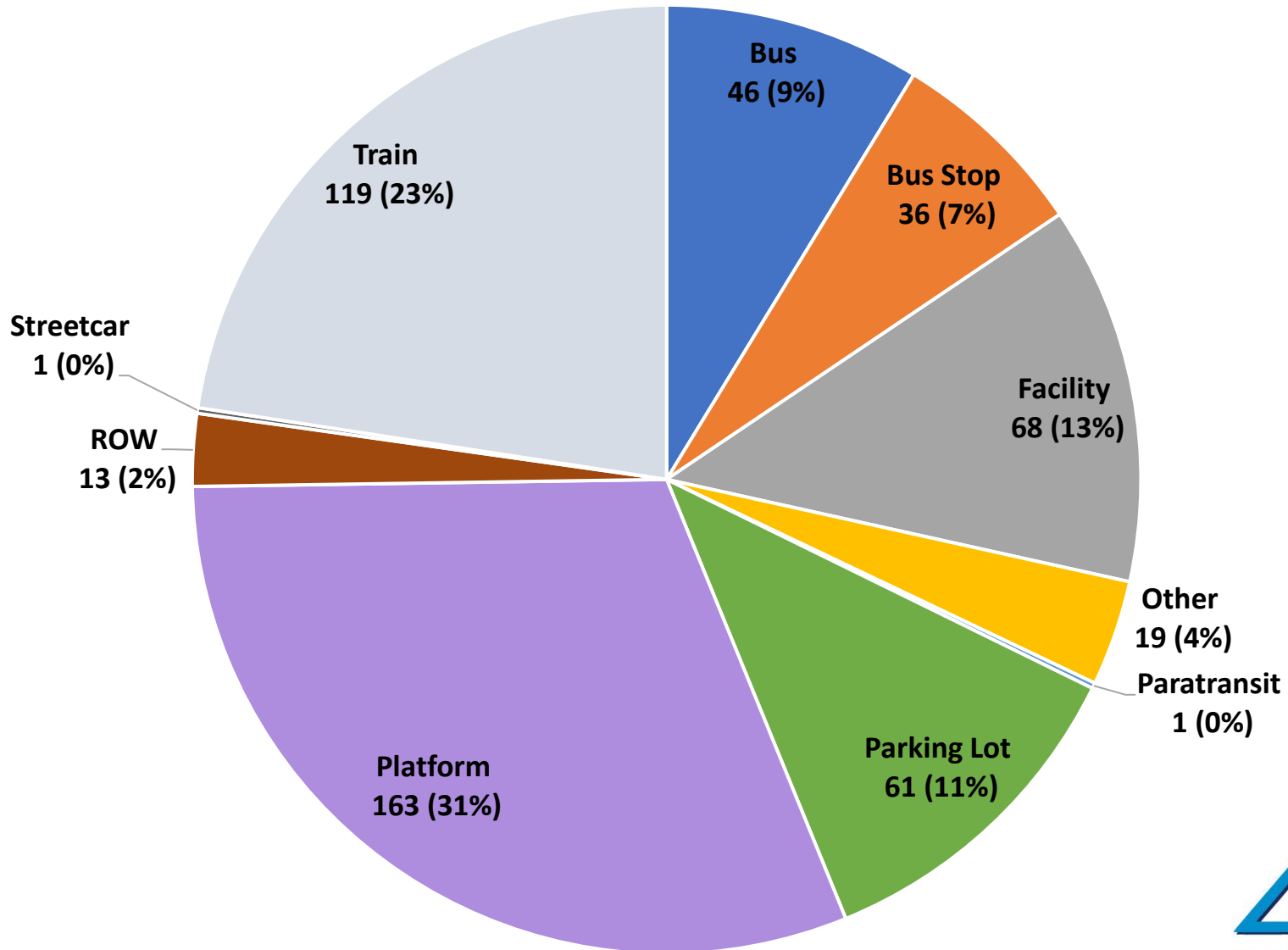
Group A Offenses Per 100,000 Riders



Breakdown of Group A Offenses



Location Type for Group A Offenses



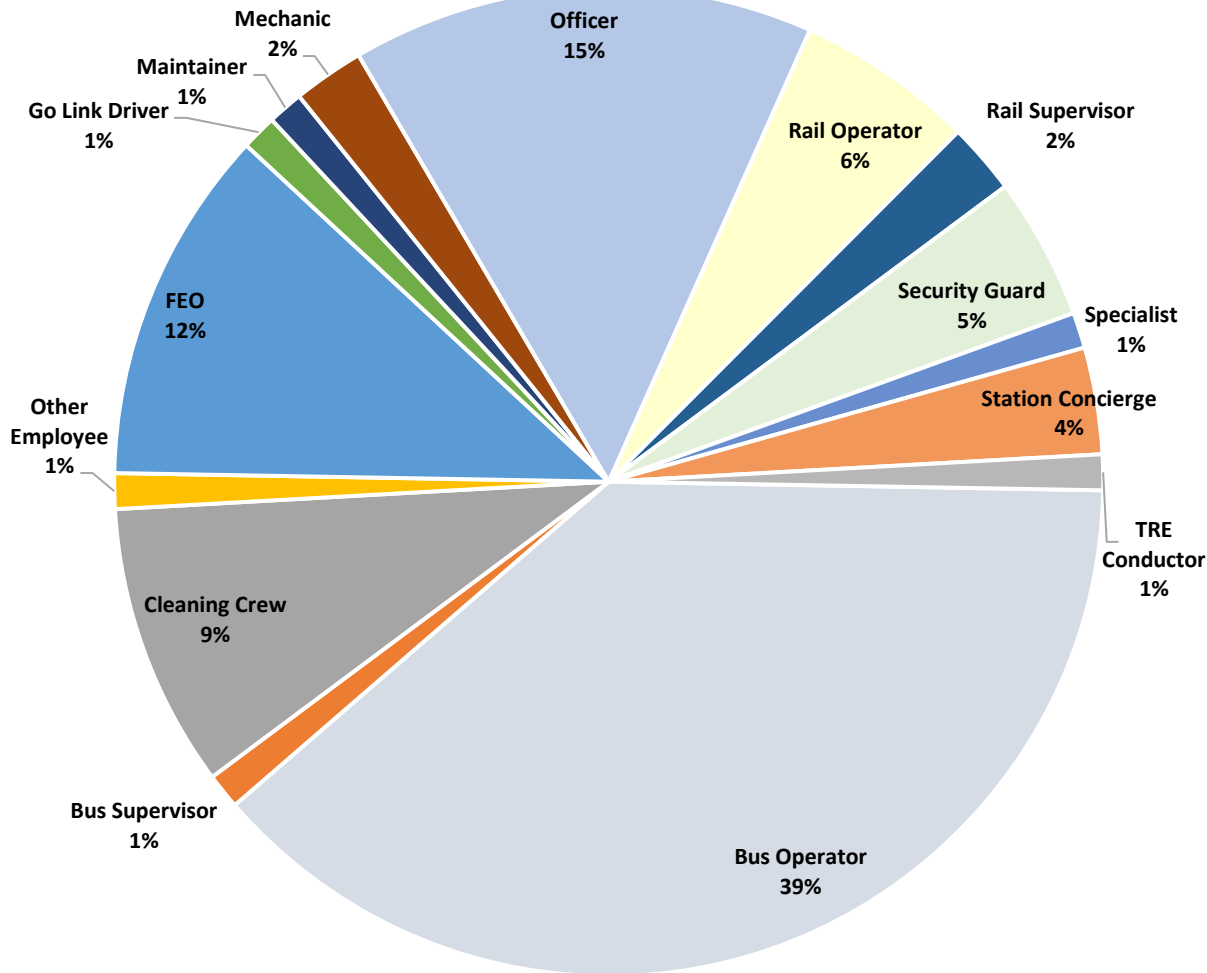
FY20-FY23 Group A Offense Comparison

Group A Offenses	FY23 3rd Qtr	% Diff	FY22 3rd Qtr	% Diff	FY21 3rd Qtr	% Diff	FY20 3rd Qtr
Animal Cruelty	0	-100%	1	100%	0	0%	0
Arson	2	100%	1	0%	1	100%	0
Assault Offenses	235	47%	160	47%	109	14%	96
Bribery	1	100%	0	0%	0	0%	0
Burglary/Breaking & Entering	0	0%	0	-100%	3	100%	0
Counterfeiting/Forgery	2	100%	0	0%	0	0%	0
Destruction/Damage/Vandalism	65	2%	64	3%	62	32%	47
Drug/Narcotic Offenses	50	79%	28	56%	18	200%	6
Fraud Offenses	1	-50%	2	0%	2	100%	1
Homicide Offenses	1	-67%	3	200%	1	0%	1
Larceny/Theft Offenses	91	10%	83	28%	65	10%	59
Motor Vehicle Theft	26	225%	8	-27%	11	38%	8
Robbery	44	26%	35	46%	24	50%	16
Sex Offenses	3	0%	3	200%	1	-50%	2
Stolen Property Offenses	1	100%	0	-100%	1	100%	0
Weapon Law Violations	5	-44%	9	80%	5	150%	2
TOTAL	527	33%	397	31%	303	27%	238

3rd Qtr Group A Numbers by Hour/Day

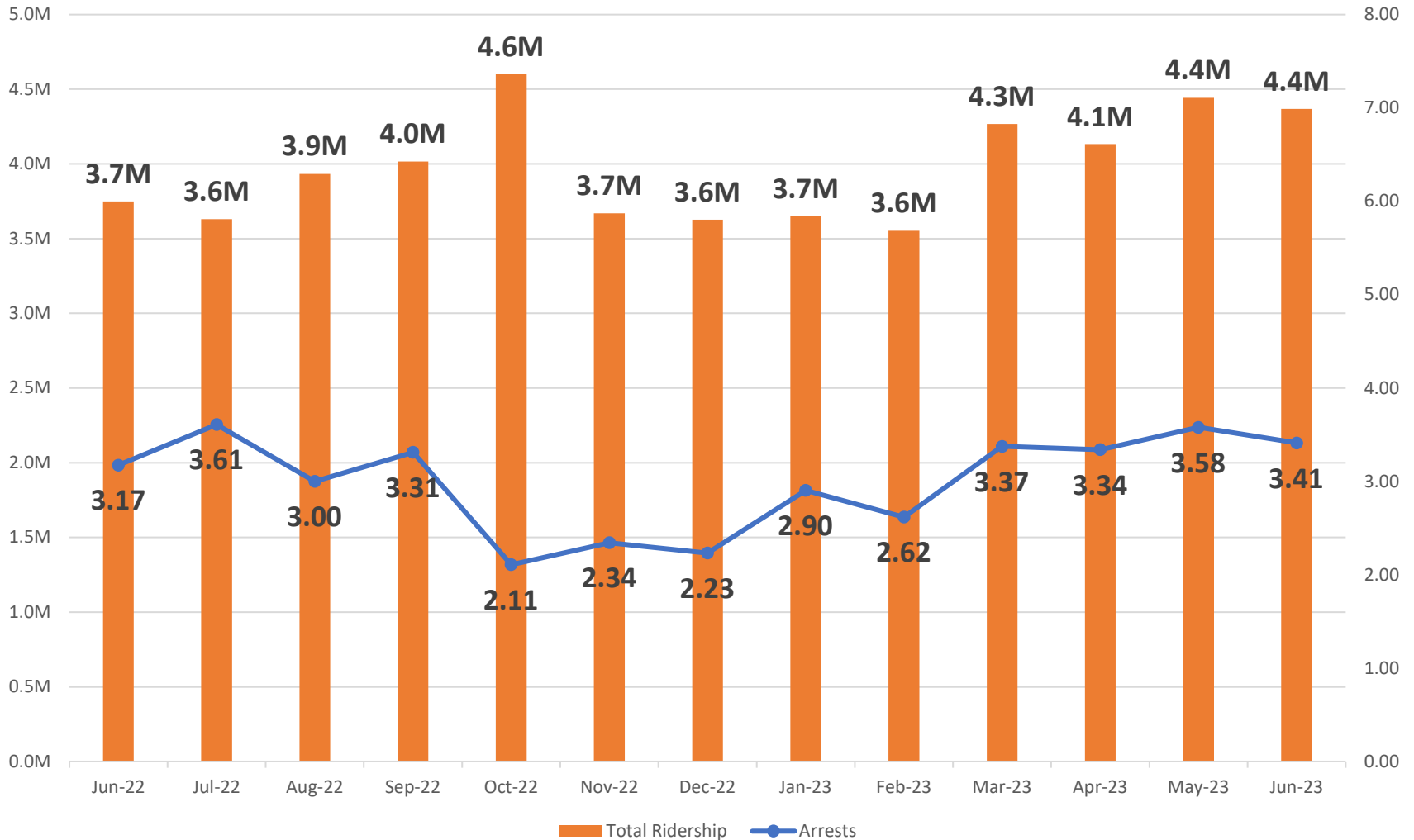
Hour	Sunday	Monday	Tuesday	Wednesday	Thursday	Friday	Saturday	Unknown	Total
00	5	2	1	3	2	4	2		19
01	2	3	2	1		2	2		12
02	1	1	1	1	1	2	1		8
03	4	1	1	1	1		3		11
04	2		1				3		6
05	2	3	1		2				8
06	2	1	1	1		3	1		9
07	2	6	1	4	5	4			22
08	2	3	4	3	4	3	2		21
09	2	3	5	1	2	7	1		21
10		2	4	5	2	8	4		25
11	2	9	5	2	7	4	3		32
12	4	5	5	3	1	2	6		26
13	4		5	4	3	4	6		26
14	3	2	4	3	3	4	1		20
15	3	3	8	8	5	4	1		32
16	4	7	4	8	7	1	2		33
17	5	3	5	4	3	2	3		25
18	4	3	3	7	5		1		23
19	4	3	1	2	3	1	4		18
20	2	2	9	6	5	1	1		26
21	3	2	2	1	1	2	3		14
22	7	3	3	5	3	5	5		31
23	3	4	1	1	1	6	1		17
Unknown	1	5	7	5	6	4	4	10	42
Total	73	76	84	79	72	73	60	10	527

Employee Assaults by Occupation YTD

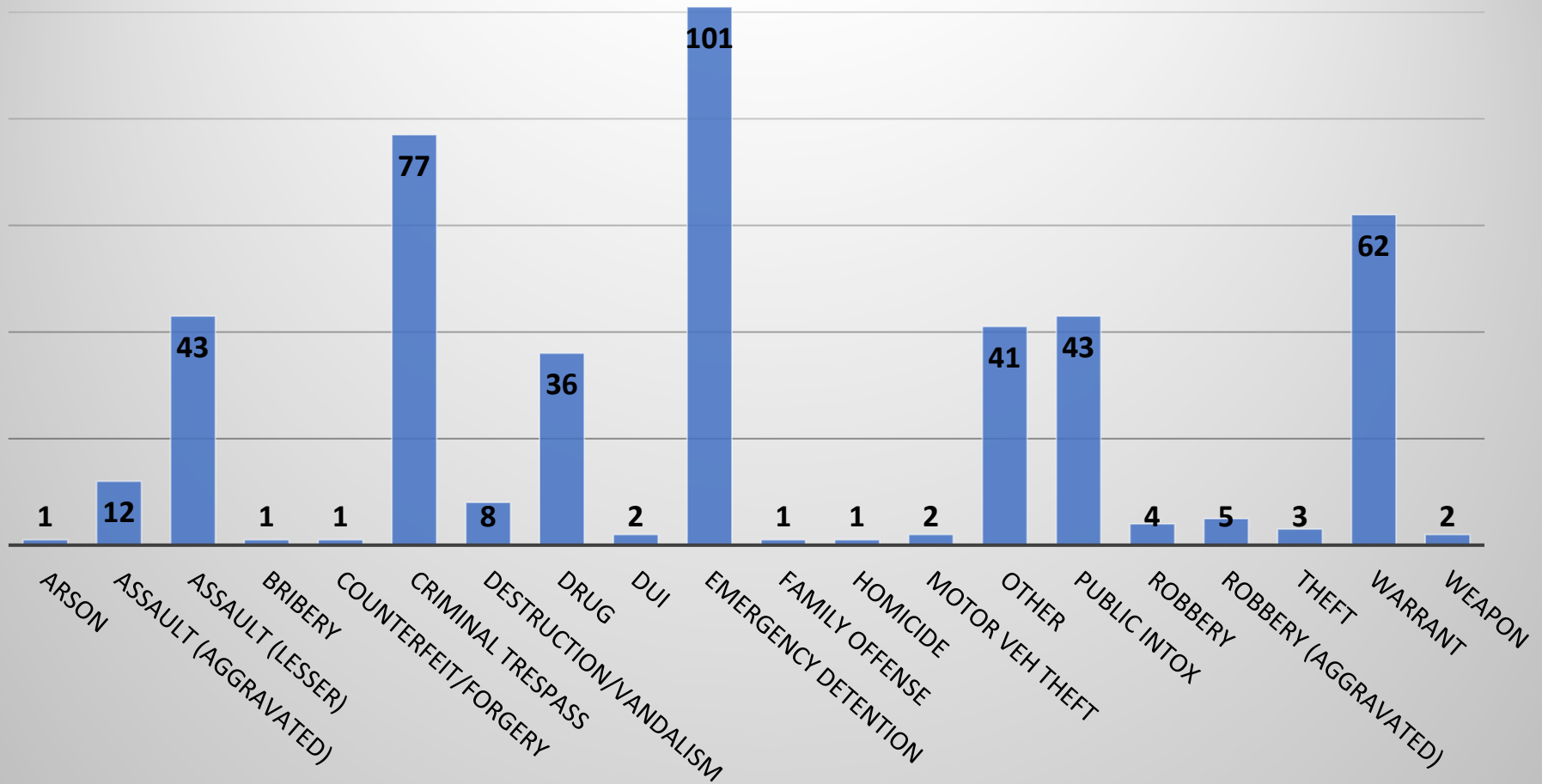


Occupation	Assault (Aggravated)	Assault (Lesser)	YTD
Bus Operator	2	31	33
Bus Supervisor		1	1
Cleaning Crew	1	7	8
Other Employee		1	1
FEO	1	9	10
Go Link Driver		1	1
Maintainer		1	1
Mechanic		2	2
Officer	1	12	13
Rail Operator	1	4	5
Rail Supervisor		2	2
Security Guard	3	1	4
Specialist		1	1
Station Concierge		3	3
TRE Conductor		1	1
Grand Total	9	77	86

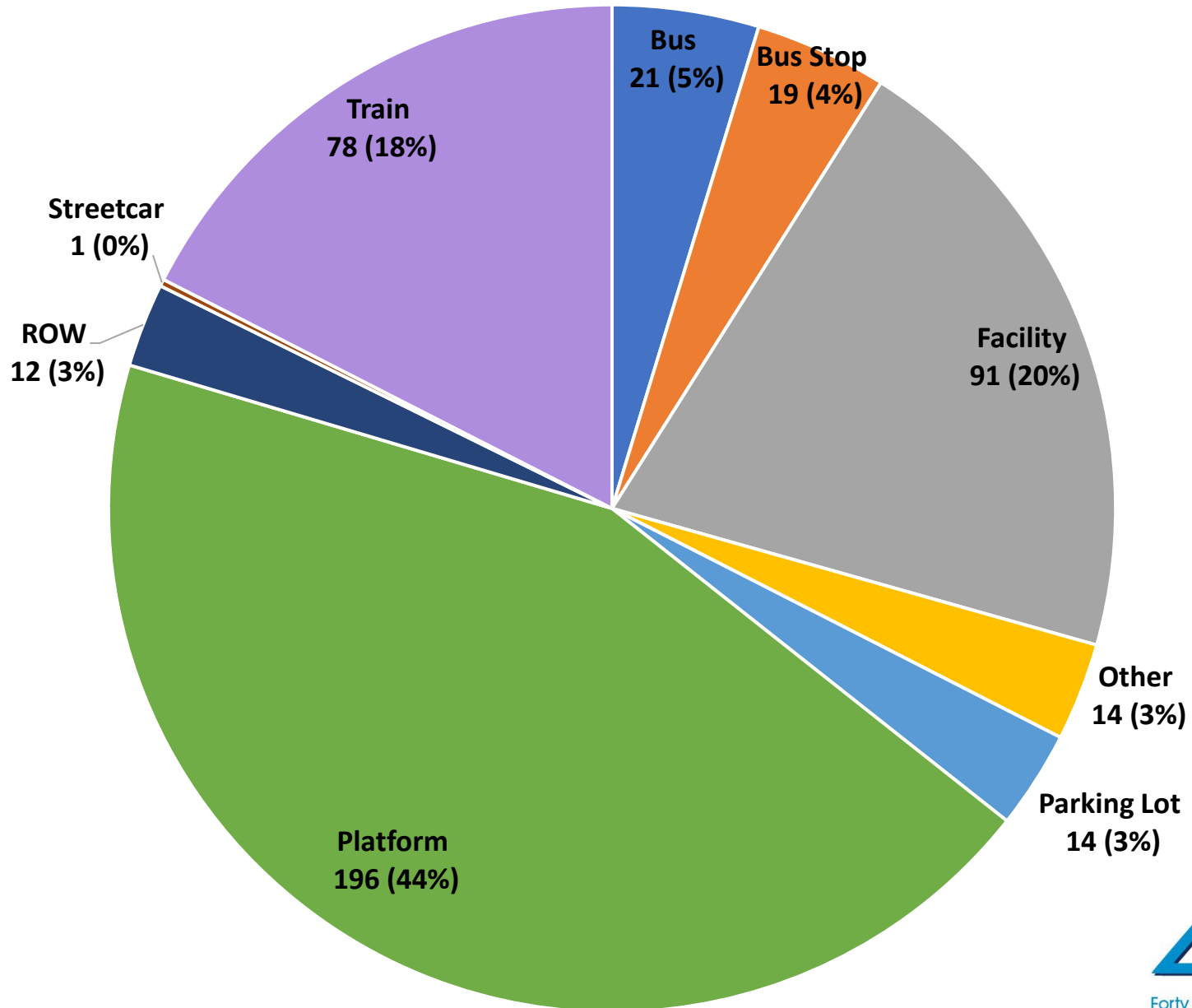
Arrests Per 100,000 Riders



Breakdown of Arrests by Offense



Location Type for Arrests



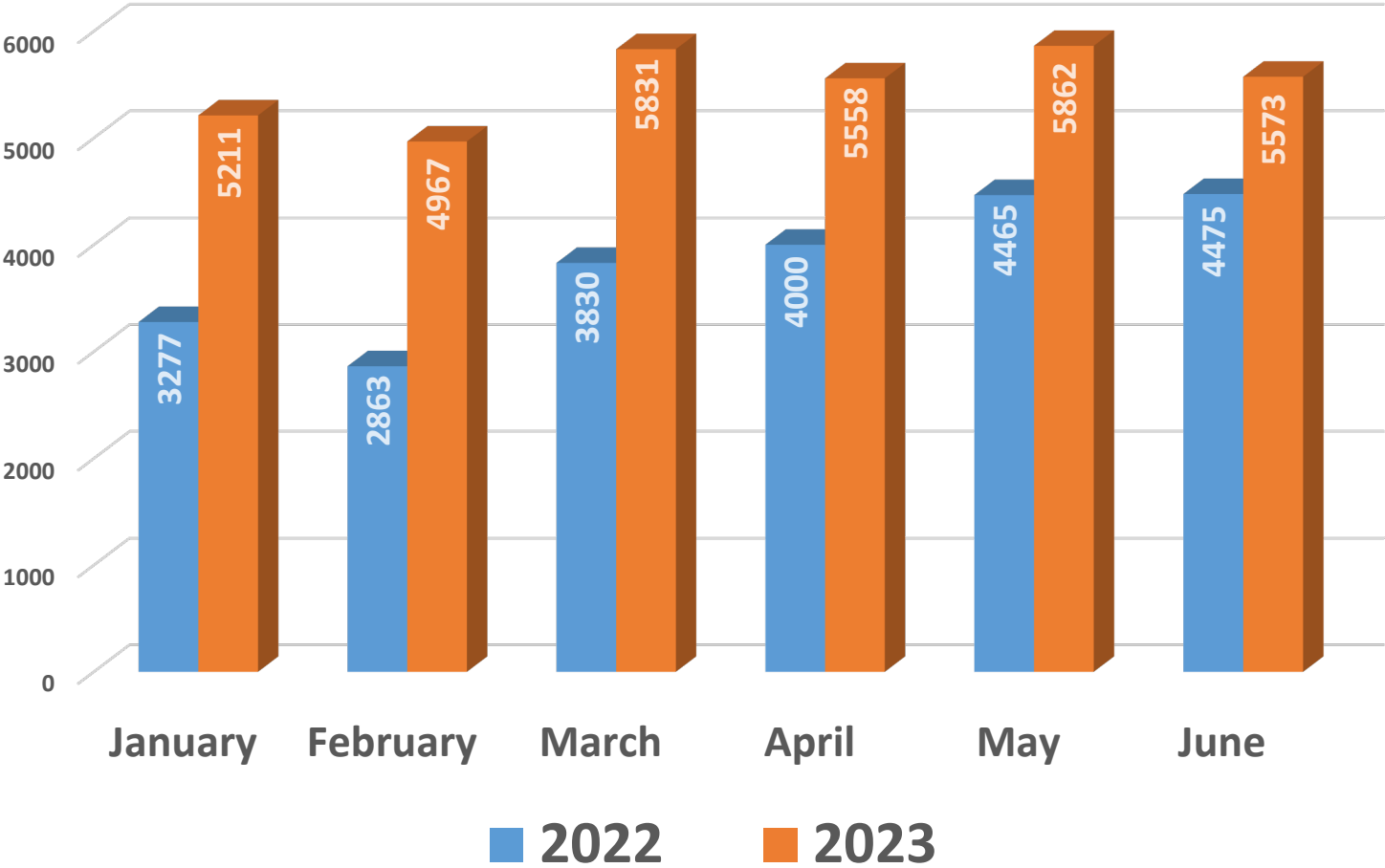
FY23 3rd Qtr Arrest Numbers by Hour/Day

Hour	Sunday	Monday	Tuesday	Wednesday	Thursday	Friday	Saturday	Grand Total
00	1	1		1		1	1	5
01	3	1	2	1	1		1	9
02	2	2		1	2		1	8
03	1	1		1	3	1	1	8
04				1			1	2
05				1				1
06	1	4	4			2	1	12
07	2	4	4	5	5	5	3	28
08	3	7	4	4	4	4	1	27
09	4	2	7	5	6	2	5	31
10	1	5	4	2	2	3	2	19
11	2	4	6	6		4	3	25
12	1	3	2	2	5	6	2	21
13	2	1	4	3	2	5	2	19
14	4	5	3		4	4	2	22
15	1	1	6	3	6	5	2	24
16	1	4	3	1	2	3	6	20
17	3	6	3	4	5	1	2	24
18	1	7	2	5	3	5	4	27
19	7	4	5	3	5	2	6	32
20	5	1	3	7	1	7	4	28
21	1		4	3	4	1	6	19
22	3	2		4	1	2	4	16
23	3	1	1	2	3	4	5	19
Grand Total	52	66	67	65	64	67	65	446

Response Times- Priority 1 Calls

Average System-Wide Priority 1 Response Time	FY 22 Total Calls	FY 23 Total Calls	Call Difference	FY 22 Average Time	FY 23 Average Time	Time Difference
1 st Quarter (Oct - Dec 2022)	311	423	112 ↑	9:57 m:ss	7:42 mm:ss	-2:15 m:ss ↓
2 nd Quarter (Jan – Mar 2023)	305	437	132 ↑	9:23 m:ss	7:57 m:ss m:ss	-1:26 m:ss ↓
3 rd Quarter (Apr – Jun 2023)	400	544	144 ↑	10:18 m:ss	7:19 m:ss	-2:59 m:ss ↓
4 th Quarter (Jul – Sep 2023)	483					

CALLS FOR SERVICE YTD 2022 VS. 2023



3RD QUARTER 2023 - TOP 10 CALLS FOR SERVICE BY TYPE

1	CODE OF CONDUCT	3884
2	DISORDERLY CONDUCT	1523
3	STOPPING VIOLATOR	1462
4	FARE EVASION	1129
5	SICK PERSON	722
6	INTERFERING WITH RAILROAD PROPERTY	681
7	SMOKER	638
8	OPEN LINE-EMERGENCY CALL BOX	598
9	MEET COMPLAINTANT	585
10	PERSON SUSPICIOUS	543

Criminal Investigations

April 1, 2023 – June 30, 2023

Cases Filed with District Attorney	Adult	Juvenile	Total
Felony	105	6	111
Misdemeanor	158	2	160
Total	263	8	271

CCTV Assists in Solving Crime

Videos Viewed for Investigation	138
Person of Interest Discovered in Video	26
BOLO Issued from Video	13

Evidence/Property

Received	1,808
Destroyed/Disposed	169

Removal of Displaced Individuals

DATE:	January – March 2023 Totals		
Removals	Train	Bus	Platform
No Fare	2548	22	0
Invalid Fare	131	5	0
DART Code of Conduct	1937	244	2504
Total	4616	271	2504

Grand Total	7391
--------------------	-------------

DATE:	April – June 2023 Totals		
Removals	Train	Bus	Platform
No Fare	2529	6	0
Invalid Fare	182	3	0
DART Code of Conduct	1875	337	3341
Total	4586	346	3341

Grand Total	8273
--------------------	-------------



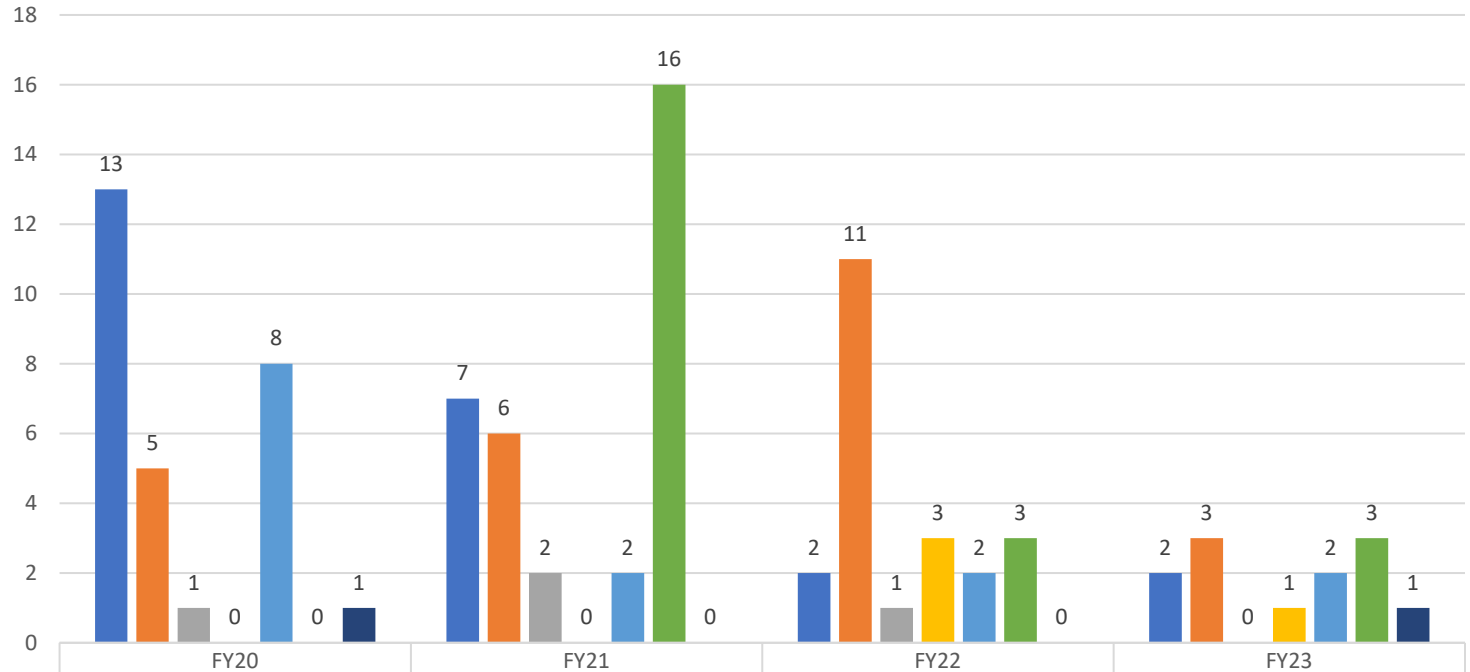
Hiring and Recruiting

FY 2023 Hiring Update

Position	# Vacancies	# Hired FY23
Police Officers	38 – Officers (5 job offers pending) 6 – Sergeants (position posted 6/13) 2 – Lieutenant (position posted 6/13)	14
Fare Enforcement Officers	26 – FEOs (1 job offer pending) 1 – Lead FEO	0
Telecommunicators	5 – Telecommunicators (5 job offers pending) 1 – Lead Telecommunicator (job offer pending)	1
Other Civilians	1 – Records Coordinator (job offer pending) 1 – Camera Monitor 1 – Public Safety Tech Spec (job offer pending) 1 – Background Investigator (position posted 7/14)	8
TOTAL	83	23

Departures by FY by Reason

FY20-FY23



	FY20	FY21	FY22	FY23
Resigned - Other PD	13	7	2	2
Resigned - Left Law Enforcement	5	6	11	3
Resigned - Relocated	1	2	1	0
Resigned in lieu of termination	0	0	3	1
Terminated	8	2	2	2
Retired	0	16	3	3
Deceased	1	0	0	1

■ Resigned - Other PD
 ■ Resigned - Left Law Enforcement
 ■ Resigned - Relocated
 ■ Resigned in lieu of termination
 ■ Terminated
 ■ Retired
 ■ Deceased

Recruiting Efforts

(since Sept 2022)

- Advertising
- Job postings
- Recruiting events
- Recruiting materials
- Signing bonus
- Referral bonus